





SUPPLIES

-  Ziploc bags
-  Beans or seeds
-  Spray bottle of water
-  Paper towels

INSTRUCTIONS

- 1 Give your child a Ziploc bag.
- 2 Have your child fold a paper towel and place inside the bag. Spray the paper towel in the bag with water from the spray bottle. Paper towels should be damp enough to provide moisture, but not dripping wet (which can cause mold).
- 3 Have your child place a dry bean or seed on top of the damp paper towel and seal the bag. There does not need to be any air in the bag.
- 4 Instruct your child to tape each bag to a window or a wall at home that gets some sunlight. The seed mostly needs warmth at this stage, not light, so prioritize for warmth.
- 5 The seeds should begin to germinate in 3-5 days. Moisten the paper towels if they are drying out.
- 6 After 1.5 to 2 weeks, you can replant them in a pot with soil.

