








SUPPLIES

-  Construction paper
-  Pencil or marker
-  Crayons
-  Scissors
-  Glue and tape
-  Popsicle sticks
-  Pipe cleaners

INSTRUCTIONS

- 1 Draw around your child's hand on a blank piece of paper and have them color on it with crayons. They can also color the popsicle stick if they want.
- 2 Cut out their colored hand print with scissors.
- 3 Glue the "wings" (the colored hand print) to the back of the popsicle stick.
- 4 Cut the pipe cleaners to size for the antenna.
- 5 Tape the pipe cleaners for the antenna to the top of the popsicle stick.
- 6 Draw eyes on your creation.

